



JCB MINI EXCAVATORS | 8015/8017/8018

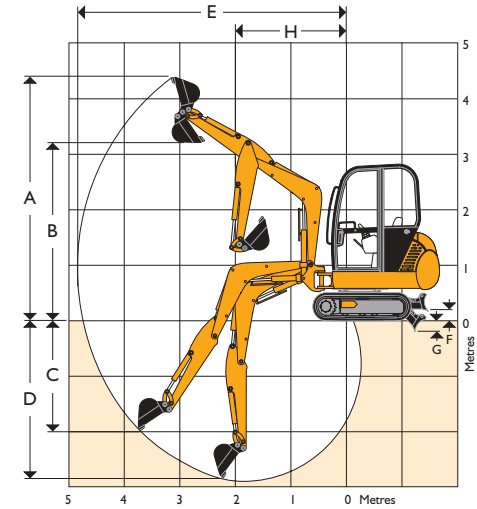
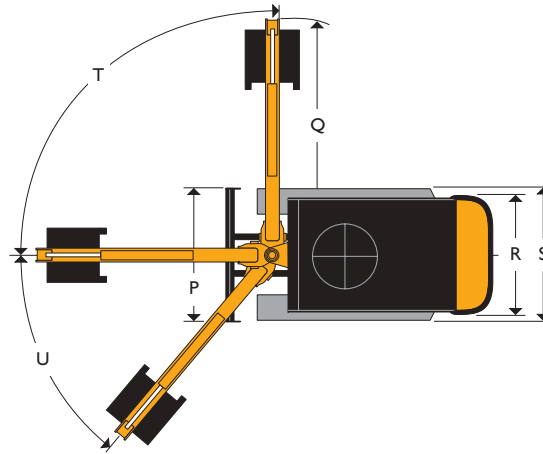
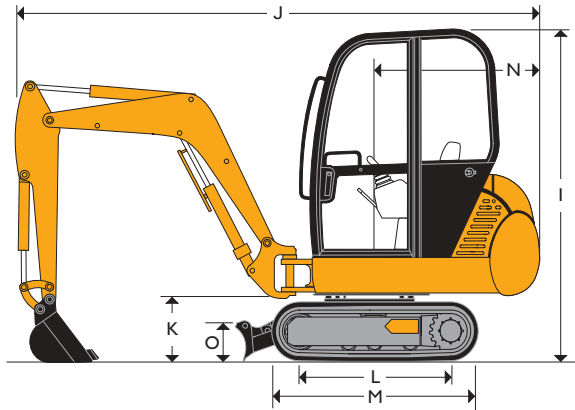


MAX. ENGINE POWER

13.6kW (18.2hp)

MAX. DIG DEPTH:

2.49 metres (8ft 2in)



PERFORMANCE AND DIMENSIONS

Machine model	mm (ft-in)	8015		8017		8018	
		1138 (3-7)	1238 (4)	1138 (3-7)	1238 (4)	1138 (3-7)	1238 (4)
Dipper							
A Max dig height	mm (ft-in)	3277 (10-8)	3332 (10-11)	3277 (10-8)	3332 (10-11)	3316 (10-10)	3372 (11-1)
B Max dump height	mm (ft-in)	2390 (7-8)	2431 (8)	2390 (7-8)	2431 (8)	2431 (8)	2504 (8-2)
C Max vertical dig depth	mm (ft-in)	1721 (5-6)	1817 (6)	1721 (5-6)	1817 (6)	1853 (6-1)	1948 (6-4)
D Max dig depth-dozer up	mm (ft-in)	2102 (6-9)	2201 (7-3)	2102 (6-9)	2201 (7-3)	2185 (7-2)	2284 (7-5)
Max dig depth-dozer down	mm (ft-in)	2312 (7-6)	2411 (8)	2312 (7-6)	2411 (8)	2395 (7-10)	2494 (8-2)
E Max ground level reach	mm (ft-in)	3665 (12)	3762 (12-4)	3665 (12)	3762 (12-4)	3785 (12-5)	3883 (12-9)
Bucket rotation		200°	200°	200°	200°	200°	200°
F Dozer cut above ground	mm (ft-in)	195 (7")	195 (7")	195 (7")	195 (7")	195 (7")	195 (7")
G Dozer cut below ground	mm (ft-in)	255 (9")	255 (9")	255 (9")	255 (9")	255 (9")	255 (9")
H Min. slew radius	mm (ft-in)	1565 (5-2)	1585 (5-3)	1565 (5-2)	1585 (5-3)	1638 (5-5)	1658 (5-5)
I Overall Height (trans pos)	mm (ft-in)	2185 (7-2)	2185 (7-2)	2185 (7-2)	2185 (7-2)	2185 (7-2)	2185 (7-2)
J Overall Length (trans pos)	mm (ft-in)	3215 (10-6)	3204 (10-6)	3215 (10-6)	3204 (10-6)	3225 (10-7)	3214 (10-6)
K Kingpost clearance	mm (ft-in)	391 (15")	391 (15")	391 (15")	391 (15")	391 (15")	391 (15")
L Sprocket idler centres	mm (ft-in)	1008 (3-4)	1008 (3-4)	1008 (3-4)	1008 (3-4)	1008 (3-4)	1008 (3-4)
M Undercarriage length	mm (ft-in)	1370 (4-5)	1370 (4-5)	1370 (4-5)	1370 (4-5)	1370 (4-5)	1370 (4-5)
N Tailswing	mm (ft-in)	1130 (3-8)	1130 (3-8)	1130 (3-8)	1130 (3-8)	1130 (3-8)	1130 (3-8)

PERFORMANCE AND DIMENSIONS

Machine model	mm (ft-in)	8015		8017		8018	
		1138 (3-7)	1238 (4)	1138 (3-7)	1238 (4)	1138 (3-7)	1238 (4)
Dipper							
O Dozer height	mm (ft-in)	215 (8")	215 (8")	215 (8")	215 (8")	215 (8")	215 (8")
P Dozer width (retracted)	mm (ft-in)	1000 (3-3)	1000 (3-3)	1000 (3-3)	1000 (3-3)	1000 (3-3)	1000 (3-3)
Dozer width (extended)	mm (ft-in)	–	–	1380 (4-6)	1380 (4-6)	1380 (4-6)	1380 (4-6)
Q Min slew radius (no bucket)	mm (ft-in)	1240 (4-1)	1251 (4-2)	1240 (4-1)	1251 (4-2)	1341 (4-5)	1352 (4-5)
R Superstructure width	mm (ft-in)	998 (3-3)	998 (3-3)	998 (3-3)	998 (3-3)	998 (3-3)	998 (3-3)
S Width over tracks (retracted)	mm (ft-in)	970 (3-2)	970 (3-2)	970 (3-2)	970 (3-2)	970 (3-2)	970 (3-2)
S Width over tracks (extended)	mm (ft-in)	–	–	1350 (4-5)	1350 (4-5)	1350 (4-5)	1350 (4-5)
T Boom swing right		90°	90°	90°	90°	90°	90°
(limit stop installed)		70°	70°	70°	70°	70°	70°
U Boom swing left		50°	50°	50°	50°	50°	50°
Max Bucket tearout	(kN/lbf)	11 (2472)	11 (2472)	11 (2472)	11 (2472)	12.9 (2900)	12.9 (2900)
Max dipper tearout	(kN/lbf)	8 (1799)	7.6 (1709)	8 (1799)	7.6 (1709)	8 (1799)	7.6 (1709)
Travel speeds kph 1st Gear	(kph/mpg)	2.1/2.2 (1.3)	2.1/2.2 (1.3)	2.1 (1.3)	2.1 (1.3)	2.5 (1.6)	2.5 (1.6)
Travel speeds kph 2nd Gear	(kph/mpg)	Opt 3.6 (2.2)	Opt 3.6 (2.2)	3.6 (2.2)	3.6 (2.2)	4.3 (2.7)	4.3 (2.7)
Drawbar pull	(kN/lbf)	10.4 (2338)	10.4 (2338)	10.4 (2338)	10.4 (2338)	10.2 (2293)	10.2 (2293)
Slew speed	rpm	10.4	10.4	10.4	10.4	10.5	10.5



MACHINE WEIGHTS

Machine model		8015	8017	8018
Operating Weight*	kg (lb)	1625 (3583)	1747 (3851)	1756 (3871)
Transport Weight	kg (lb)	1550 (3490)	1672 (3686)	1681 (3706)
With Steel Tracks	kg (lb)	+ 42 (93)	+ 42 (93)	+ 42 (93)
With 950mm dipper	kg (lb)	- 2 (4)	- 2 (4)	- 2 (4)
With 1238mm dipper	kg (lb)	+ 2 (4)	+ 2 (4)	+ 2 (4)
With Canopy	kg (lb)	- 94 (207)	- 94 (207)	- 94 (207)

*Operating weight to ISO 6016 including cab, rubber tracks, 1138 dipper, standard dozer, 460mm bucket, full tanks and a 75kg operator.

SERVICE CAPACITIES

Machine model		8015	8017	8018
Water system capacity - Cab	Ltr (US Gal)	5 (1.32)	5 (1.32)	5 (1.32)
Canopy	Ltr (US Gal)	4.5 (1.89)	4.5 (1.89)	4.5 (1.89)
Fuel tank capacity	Ltr (US Gal)	19 (5.02)	19 (5.02)	19 (5.02)
Engine oil capacity	Ltr (US Gal)	3.5 (0.92)	3.5 (0.92)	3.5 (0.92)
Hydraulic system capacity	Ltr (US Gal)	29 (7.66)	29 (7.66)	31 (8.19)
Hydraulic tank capacity	Ltr (US Gal)	24 (6.34)	24 (6.34)	24 (6.34)

UNDERCARRIAGE

Machine model		8015	8017	8018
No of bottom rollers		3	3	3
Track width	mm (in)	230 (9)	230 (9)	230 (9)
Ground Bearing Pressure	Kg/cm ² (psi)	0.34 (4.9)	0.37 (5.3)	0.38 (5.4)
Ground Clearance	mm (in)	200	200	200
Track Tensioning		screw	screw	screw

ENGINE

Machine model		8015	8017	8018
Model		Perkins 103-10	Perkins 103-10	Perkins 103-10
Gross power	Kw (HP) @ 2250	13.6 (18.2)	13.6 (18.2)	13.6 (18.2)
Net power	Kw (HP) @ 2250	12.7 (17)	12.7 (17)	12.7 (17)
Gross torque	Nm (lbf ft) @ 2000	59.6 (44)	59.6 (44)	59.6 (44)
Net torque	Nm (lbf ft) @ 2000	55.6 (41)	55.6 (41)	55.6 (41)
Displacement		954	954	954
Fuel injection system		Bosch	Bosch	Bosch
Gradeability		35°	35°	35°
Starter Motor	kW (HP)	12v1.2 (1.6)	12v1.2 (1.6)	12v1.2 (1.6)
Battery		12v 475 amps	12v 475 amps	12v 475 amps
Alternator		40 amps	40 amps	40 amps

HYDRAULICS

Machine model		8015	8017	8018
Pump		3 section gear	3 section gear	3 section gear
Nominal Output	Lpm	10.5 / 11.7 x 2	10.5 / 11.7 x 2	10.6 / 13.7 x 2
Nominal Output	(US gal/m)	2.7 / 3.1 x 2	2.7 / 3.1 x 2	2.80 / 3.6 x 2
Excavator/track main relief	bar (psi)	230 (3336)	230 (3336)	220 (3191)
Slew main relief	bar (psi)	140 (2031)	140 (2031)	140 (2031)
Auxiliary hydraulic flow	Ltr (US Gal)	23.4 (6.2)	23.4 (6.2)	27.4 (7.2)
Hydraulic motors		Piston	Piston	Piston

STANDARD AND OPTIONAL EQUIPMENT

Machine model	8015	8017	8018	Machine model	8015	8017	8018
TOPS Certified Canopy	Std	Std	Std	90° Boom Offset	Std	Std	Std
TOPS Certified Cab	Opt	Opt	Opt	Boom Ram Protection Plate	Std	Std	Std
Full Audible Systems	Std	Std	Std	Dozer Blade	Std	Std	Std
Lockable Toolbox	Std	Std	Std	Hammer Pipework	Std	Std	Std
Toolkit	Std	Std	Std	Double Acting Pipework	Opt	Opt	Opt
Interior Storage Space	Std	Std	Std	Dipper mounted auxiliary pipework	Opt	Opt	Opt
Mobile Phone Charge Point	Std	Std	Std	Hand held tool circuit	Opt	Opt	Opt
Door Holdback Latch	Std	Std	Std	Worklights	Opt	Opt	Opt
Slew Travel Lock	Std	Std	Std	Flashing beacon	Opt	Opt	Opt
Lifting Points	Std	Std	Std	FOGS guard	Opt	Opt	Opt
Rubber Tracks	Std	Std	Std	8 General Purpose Buckets: 160mm (6") to 760mm (30")	Opt	Opt	Opt
Steel Tracks	Opt	Opt	Opt	2 Ditching/Grading Buckets: 900mm (35") and 1000mm (39")	Opt	Opt	Opt
Extending Undercarriage	-	Std	Std	JCB Breakers: HM70, HM160, HM160Q	Opt	Opt	Opt
Servo Controls	Std	Std	Std	Earth Drills	Opt	Opt	Opt
Dual Pattern Controls	Opt	Opt	Opt	Mechanical quickhitch	Opt	Opt	Opt
2 Speed Tracking	Opt	Std	Std				
Static Seat	Std	Std	Std				
Suspension Seat	Opt	Opt	Opt				
950mm Dipper	Opt	Opt	Opt				
1138mm Dipper	Std	Std	Std				
1238mm Dipper	Opt	Opt	Opt				
1538mm "Gravemaster" Dipper	-	-	Opt				



9999/4842.5/03



JCB Sales Limited, Rocester, Staffordshire ST14 5JP Tel: 01889 590312. Fax: 01889 590588. Web: <http://www.jcb.co.uk>

JCB reserves the right to change specifications without notice. Illustrations shown may include optional equipment and accessories.

The JCB logo is a registered trademark of J.C. Bamford Excavators Ltd.